

PRESCHOOL

RIDGE **kids**

STEP UP

A CHALLENGE FOR KIDS
TO MOVE CLOSER TO GOD

FALL 2020

HEY, RIDGEKIDS!

HEY, PARENTS!

Are you ready to take the StepUp challenge this Fall?

StepUp is a church-wide challenge to move closer to God. It is our hope that each of our RidgeKids will accept the challenge to step up through this Fall Devo.

Each week you can earn up to 50 points for your GodTime activities. They'll be prizes throughout the Fall, so make sure you stay connected to our Facebook Group "RidgeKids Teays Valley" or our Instagram page @RidgeKidsTeaysValley.

As you complete the activities each week, place an Ollie sticker beside the activity, then log your points online at **riverridge.org/ridgekids**. Each week's activities will connect back to our weekend lesson. We hope that we'll move closer to God through these activities, learn how to spend time with God and have a lot of fun with the StepUp challenge.

Whether you attend church in person, or online, you can take the **StepUp Challenge** with us!

We can't wait to see how many points you log!

-The RidgeKids team

WEEK OF SEPTEMBER 13TH

BIBLE STORY: Joseph in Jail

Genesis 39-40

WATCH IT: 10 POINTS

Watch *RidgeKids Preschool Online* September 13th

TALK ABOUT IT: 10 POINTS

Review the story:

In the story this week, Joseph trusted Potiphar and did everything he told him to do. But, someone told Potiphar that Joseph did something wrong, that he didn't actually do. Potiphar sent Joseph away. This made Joseph sad, but he still trusted that God had a plan. Joseph continued to help people!

- Who helped even when it was hard? (Joseph)
- Who knew God loved him and had a plan for him? (Joseph)
- Who has a plan for you? (God has a plan for me!)

MEMORIZE IT: 10 POINTS

Practice the memory verse 3x with the hand motions.


**"For I know the plans I have for you says the Lord."
-Jeremiah 29:11**

HAVE FUN WITH IT: 10 POINTS

Gather a piece of paper, a marker, and a dot marker or dot stickers.

Write the number 11 in the center of the page. Identify the number and then have your child put 11 dots around the number, counting aloud each time they add a dot. Joseph forgave his 11 brothers and shared food with them. Joseph followed God's plan, and you can too!

Joseph was a helper in our story this week. Take turns thinking of things you can do to be a helper. Pick one thing you can do to help your family this week!





COLOR IT: 10 POINTS

God has a plan for me.

Joseph • *Genesis 37-45*



WEEK OF SEPTEMBER 20TH

BIBLE STORY: Joseph Saves the Grain

Genesis 41

WATCH IT: 10 POINTS

Watch *RidgeKids Preschool Online* September 20th

TALK ABOUT IT: 10 POINTS

Review the story:

In the story this week, we learned that while Joseph was in jail, Pharaoh had a really weird dream. It was about seven cows and stalks of grain. Pharaoh didn't understand what the dream meant, but Joseph did! Joseph told Pharaoh that the dreams were from God. They meant that Pharaoh needed to save lots and lots of grain, because his people were going to be hungry and need it later.

Pharaoh was so happy to know what the dream meant, that he gave Joseph a very important job. He put Joseph in charge of all of Egypt.

Years later, the dream came true. People were hungry and didn't have any food, so they traveled from all over to get grain from Joseph.

- What did Joseph save when he was in charge? (Food/grain)
- Who knew God loved him and had a plan for him? (Joseph)
- Who has a plan for you? (God has a plan for me!)

MEMORIZE IT: 10 POINTS

Practice the memory verse while popping bubbles. Blow bubbles and say part of the memory verse as you pop them.

“For I know the plans I have for you says the Lord.” Jeremiah 29:11

HAVE FUN WITH IT: 10 POINTS

Gather a plate, three cups, and three different types of grain. (Ex: pasta noodles, oats, and rice.) Pour each type of grain in a cup. Touch, explore, and talk about the different types of grain. Joseph had a dream from God and told Pharaoh about it. Thanks to his dream, Joseph was able to help feed people with LOTS of grain.


Yay, God!

Name something you can do to be a helper and write it here:





COLOR IT: 10 POINTS



Joseph Saves the Grain
Genesis 37-45



WEEK OF SEPTEMBER 27TH

BIBLE STORY: Joseph Forgives

Genesis 42-45

WATCH IT: 10 POINTS

Watch *RidgeKids Preschool Online* September 27th

TALK ABOUT IT: 10 POINTS

Review the story:

Joseph had to go through a lot of hard things, but Joseph knew that God loved him, that God was always with him and that he could trust God's plan. Joseph's brothers were super-hungry and had no food, so they went to see the person in charge of the food. They didn't know it was their brother, Joseph! Joseph was so surprised to see his brothers! He forgave his brothers and gave them food. He even gave them a hug and was happy to see them. It was the best ending to the story because Joseph followed God's plan!

- Who did Joseph forgive?
(His brothers.)
- Who knew God loved him and had a plan for him? (Joseph.)
- Who has a plan for you?
(God has a plan for me!)

MEMORIZE IT: 10 POINTS

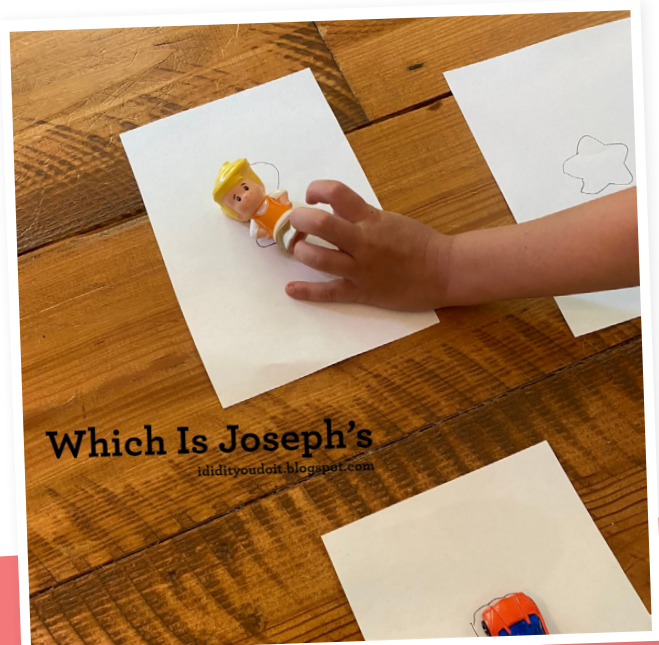
Practice the memory verse with whispering and shouting. Ask your child to whisper the lowercase words and shout the uppercase words.

**"For I know the PLANS
I have for you says the LORD."
Jeremiah 29:11**


HAVE FUN WITH IT: 10 POINTS

Gather several pieces of paper, scissors, a pen, and several toys to trace. Make sure there is one Little People figure to represent Joseph. Cut the pieces of paper in half. (Unless you have very large objects to trace.) Trace each of the objects on a piece of paper. Lay the papers on the floor along with the objects to match. Have your child match the objects to the correct outlines. (Hold up the Little People figure.) Joseph trusted God's plan even when things got hard. He knew God had a plan for him. God has a plan for you too!

Who does God have a plan for?
(Write your child's name!)



COLOR IT: 10 POINTS



God has a plan for you.
Joseph • *Genesis 37-45*

WEEK OF OCTOBER 4TH

BIBLE STORY: Shadrach, Meshach and Abednego

Daniel 3:1-28

WATCH IT: 10 POINTS

Watch *RidgeKids Preschool Online* October 4th

TALK ABOUT IT: 10 POINTS

Review the story:

When Shadrach, Meshach, and Abednego were in the fire, someone else was in there with them. It was an angel sent by God to protect them. Shadrach, Meshach, and Abednego loved and obeyed God. They would not bow down to King Nebuchadnezzar's statue, so he had them thrown into the furnace. A furnace is a room that's like a fireplace. Shadrach, Meshach, and Abednego were not afraid. King Nebuchadnezzar was so amazed that he told them to come out of the fire. God was with them and saved them from the fire. From that day on, the king prayed only to God.

- Who obeyed God?
(Shadrach, Meshach, and Abednego)
- Who protected Shadrach, Meshach, and Abednego from the fire?
(God!)
- Who's got it?
(God's got it!)

MEMORIZE IT: 10 POINTS

Practice the memory verse 3x with the hand motions.

**"God is with you
wherever you go."
-Joshua 1:9**


HAVE FUN WITH IT: 10 POINTS

Make a fire cupcake! Top a cupcake with orange icing and a pretzel sticks. Talk about how God can protect us from anything!

What does God protect you from?



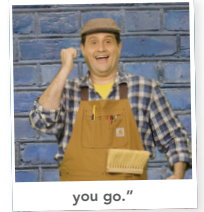
"God



is with you



wherever



you go."

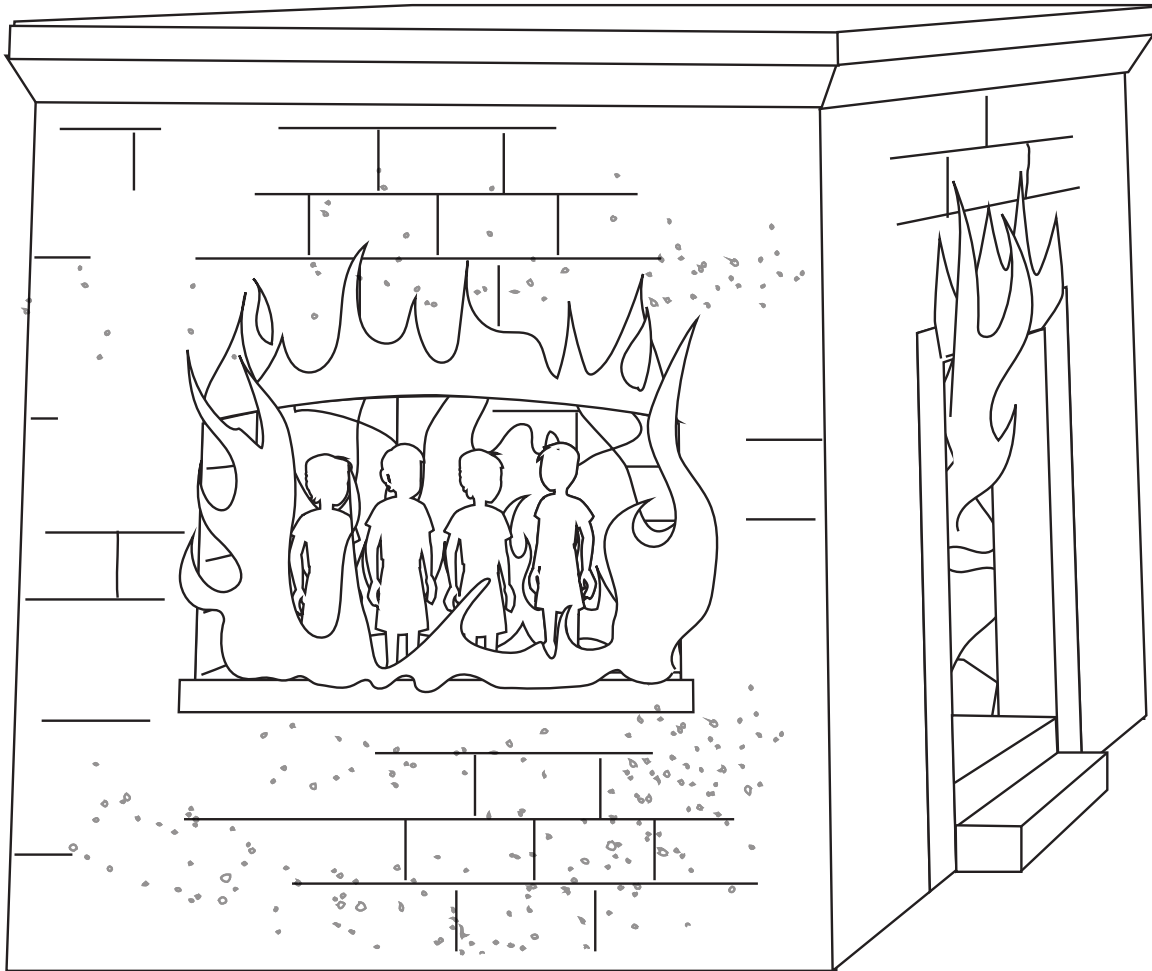


Joshua 1:9





COLOR IT: 10 POINTS



WEEK OF OCTOBER 11TH

BIBLE STORY: Moses in a Basket

Exodus 1:22-2:10

WATCH IT: 10 POINTS

Watch *RidgeKids Preschool Online* October 11th

TALK ABOUT IT: 10 POINTS

Review the story:

One day, Moses' mommy heard that mean people wanted to hurt her baby. She thought of a plan. She got a basket and put baby Moses inside of it. Then, she and her daughter, Miriam, walked to the river and hid the basket in the tall grass. Moses' mommy told Miriam to watch the basket to see what would happen to Moses. Then, someone came and found the basket with baby Moses in it! It was the princess of Egypt! The princess wanted to take care of Moses. She even let Miriam get her mommy to help. God sent the princess of Egypt to help take care of Moses. God sends people to help take care of us, too.

- Who put baby Moses in a basket?
(His mom.)
- Who sent the princess to take care of baby Moses?
(God!)
- Who's got it?
(God's got it!)

MEMORIZE IT: 10 POINTS


Give your child a paper plate. Encourage them to pretend the paper plate is a steering wheel. Pretend to drive around the room. Say the memory verse while you drive

“God (point both hands straight up)
is with you (point out to a friend)
wherever (wave hands in a circle)
you go.” (march in place)
Joshua 1:9 (Open your hands like a book.)

HAVE FUN WITH IT: 10 POINTS


Create a Moses Finger Paint scene. Dip your finger tips in green paint to create the grass in the river. Then use brown paint for the basket. Lastly, use the side of your hand in blue paint to create Moses' body and peach for his face. Give your artwork to someone who helps you like a grandparent, teacher or neighbor. Tell them that “God's got it!”

What did you give your artwork to?





COLOR IT: 10 POINTS



God's got it.
Moses in the Basket.
Exodus 1:22-2:10



WEEK OF OCTOBER 18TH

BIBLE STORY: Hagar

Genesis 21:14-20

WATCH IT: 10 POINTS

Watch *RidgeKids Preschool Online*
October 18th

TALK ABOUT IT: 10 POINTS

Review the story:

Hagar and her son needed water.

Hagar and her son were so thirsty in the hot, dry desert. God heard Hagar's son cry and sent an angel to show Hagar where there was water. God protected Hagar and her son from thirst. He heard Hagar and her son, and He gave them the water they needed. God will hear you and give you what you need, too.

- Who needed water?
(Hagar and her son.)
- Who heard Hagar's son cry?
(God!)
- Who's got it?
(God's got it!)

MEMORIZE IT: 10 POINTS

Create a square pathway with paper squares, or a chalk squares outside. Have your child hop across the pathway while saying the memory verse.

“God (point both hands straight up)
is with you (point out to a friend)
wherever (wave hands in a circle)
you go.” (march in place)
Joshua 1:9 (Open your hands like a book.)

HAVE FUN WITH IT: 10 POINTS



Hagar and her son needed water, so let's play with water. Fill a bin with water, ice cubes, bowls and scoop. As your child plays, talk about how God provided Hagar and her son with water.

What does God provide for you?





COLOR IT: 10 POINTS



WEEK OF OCTOBER 25TH

BIBLE STORY: Noah

**Genesis 6:8-33,
7:1-24, 8:1-9:17**

WATCH IT: 10 POINTS

Watch *RidgeKids Preschool Online*
October 25th

TALK ABOUT IT: 10 POINTS

Review the story:

In the Bible story this week, God told Noah to build a big boat. God used the boat to keep Noah, his family, and the animals safe from the water. When God dried up all of the water, He put a rainbow in the sky to show His promise to never cover the world with water again. Every time we see a rainbow in the sky, God is looking at it, too, remembering His promise to us. And we know God keeps His promises!

- Who told Noah to build a big boat?
(God!)
- What did God put in the sky to show his promise to never cover the world in water again?
(A rainbow!)
- Who's got it?
(God's got it!)

**MEMORIZE IT:
10 POINTS**

Ask your child to pretend to be an animal on Noah's boat. Walk like that animal and make a noise like that animal. Now say the memory verse like that animal!

"God (point both hands straight up)
is with you (point out to a friend)
wherever (wave hands in a circle)
you go." (march in place)
Joshua 1:9 (Open your hands like a book.)

**HAVE FUN WITH IT:
10 POINTS**


Help your child create a sponge painted rainbow. Carefully place each color from the rainbow on the tip of the sponge in the following order: red, orange, yellow, green, blue, indigo, violet. Demonstrate for your child how to swipe the sponge across the page to create rainbows. Let your rainbows dry, then think of someone who needs encouragement. Mail them your artwork with a special note that says "God's Got it!"

Who did you mail your rainbow art to?





COLOR IT: 10 POINTS



WEEK OF NOVEMBER 1ST

BIBLE STORY: Every Good and Perfect Gift

James 1:17; Genesis 1

WATCH IT: 10 POINTS

Watch *RidgeKids Preschool Online* November 1st

TALK ABOUT IT: 10 POINTS

Review the story:

In our Bible story this week, we learned that God made a really big world with lots of good things in it like birds, food, flowers, rainbows, trees and animals.

Everywhere we look we can see that God is good.

- Who made the world and everything in it? (God!)
- Who can we thank for good things? (God!)
- Who is good? (God is good!)

MEMORIZE IT: 10 POINTS

Practice the new memory verse with your child for November:

“Give thanks to the Lord for he is good.” -Psalm 107:1

HAVE FUN WITH IT: 10 POINTS

Gather a basket to hold several household items. Go on a hunt around your house for good things.

Examples: clothes, food, water, cups/plates, pictures of family/friends, etc.

Place the items in the basket as you find them. Then, talk about the good things you found! We can thank God for all the good things He made—like our food, friends, and family. God is so good!

What kind of good things did you find?



“Give thanks



to the Lord



for he is good.”



Psalm 107:1





COLOR IT: 10 POINTS

God is good.



James 1:17; Genesis 1



WEEK OF NOVEMBER 8TH

BIBLE STORY: Elijah and the Widow

1 Kings 17:7-16

WATCH IT: 10 POINTS

Watch *RidgeKids Preschool Online* November 8th

TALK ABOUT IT: 10 POINTS

Review the story:

In our Bible story we learned about a man named Elijah who was very hungry. God told Elijah to go to a certain woman and she would give him food. So that's what Elijah did! The woman didn't have very much food, only a bit of oil and flour. She was going to make one last meal for herself and her son. The woman made bread and gave it to Elijah. The woman and Elijah thanked God for food.

- Who helped the woman have oil and flour? (God!)
- Who can we thank for food? (God!)
- Who is good? (God is good!)

MEMORIZE IT: 10 POINTS

Practice the memory verse at meal time with your child. Sit down for a meal at the table and say the memory verse with hand motions with your child before eating. For an extra challenge, take turns saying each phrase with your child.

“Give thanks (clap on each word)

to the Lord (point up)


for he is good.” (two thumbs up)

Psalm 107:1 (Open your hands like a book.)

HAVE FUN WITH IT: 10 POINTS

Gather a charcuterie-type board and different types of snack-like foods that your child likes. Arrange the snacks on the board/tray. ENJOY the fun feast! God provided food for Elijah, the woman, and her son. He provides food for us too! Thank You, God, for our food. God is good!

What is your favorite food that God provides?




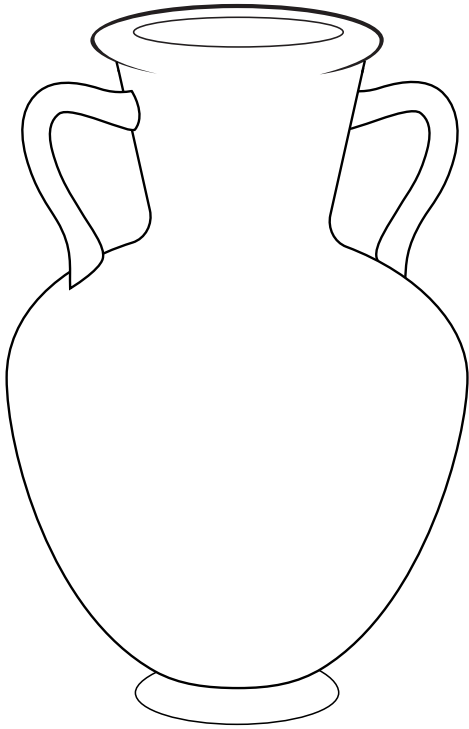
Preschool Charcuterie Board
ididityourdoit.blogspot.com



COLOR IT: 10 POINTS

God is good.

Elijah and the Widow
1 Kings 17:7-16



WEEK OF NOVEMBER 15TH

BIBLE STORY: Aaron Helps Moses

Exodus 17:8-13

WATCH IT: 10 POINTS

Watch *RidgeKids Preschool Online* November 15th

TALK ABOUT IT: 10 POINTS

Review the story:

In our Bible story we learned about Aaron and Hur helping Moses. They held up his arms when he was too tired to hold them up. When Moses' arms were up, the people were winning the battle. When his arms were down, they were losing the battle. Moses was thankful for Aaron and Hur to help him hold up his arms.

- Who helped Moses hold up his arms? (Aaron and Hur.)
- Who can we thank for family to help us? (God!)
- Who is good? (God is good!)

MEMORIZE IT: 10 POINTS

Practice the memory verse (with your child) with hand motions a couple of times for review. Next say the memory verse for your child while holding up your hands like Moses. Tell your child your arms are too tired and you need their help. Allow your child to help hold up your arms and say the verse together.

“Give thanks (clap on each word)
to the Lord (point up)
for he is good.” (two thumbs up)
Psalm 107:1 (Open your hands like a book.)

HAVE FUN WITH IT: 10 POINTS

Gather a balloon. Work hard to keep the balloon up! Try not to let it fall! Moses had to keep his arms up so God's army would win, but he was so tired! It was hard to keep them up. God sent Moses' brother, Aaron, and Hur to help hold Moses' arms up. God gives us family who help us too. We can thank God for them. God is good!

What is something hard for you to do? Who can help you?






COLOR IT: 10 POINTS



God is good.
Aaron helps Moses.
Exodus 17:8-13

WEEK OF NOVEMBER 22ND



BIBLE STORY: Nehemiah Builds a Wall

Exodus 17:8-13



WATCH IT: 10 POINTS

Watch *RidgeKids Preschool Online* November 22nd



TALK ABOUT IT: 10 POINTS

Review the story:

In our Bible story we learned about Nehemiah. He came a long way to fix the wall around the city. The wall was broken and he needed lots of people to help him fix the wall. Nehemiah was thankful that God sent so many people to help him.

- Who helped Nehemiah build the wall?
(Lots of people. His friends and neighbors.)
- Who can we thank for friends to help us?
(God!)
- Who is good?
(God is good!)



MEMORIZE IT: 10 POINTS

Practice the memory verse while rolling a ball back and forth on the floor with your child. Each time you say a phrase of the verse roll it towards your child, then let your child roll it back to you as they say the next phrase.

“Give thanks (clap on each word)
to the Lord (point up)
for he is good.” (two thumbs up)
Psalm 107:1 (Open your hands like a book.)



HAVE FUN WITH IT: 10 POINTS

Gather a couple of preschool puzzles and a bin of rice or beans. Place the puzzle pieces in the bin and cover them. Ask your child to help you put the puzzles back together again. Have them dig for the puzzle pieces in the bin. Then, they can sort the puzzle pieces and complete the puzzles. A lot of people helped Nehemiah rebuild the wall. God gives us many people to help us too. God is good!

How can you help your friends?






COLOR IT: 10 POINTS

God is good.

Nehemiah Builds a Wall
Nehemiah 1-6



WEEK OF NOVEMBER 29TH



BIBLE STORY: We Can Praise God

Psalm 149:1-5



WATCH IT: 10 POINTS

Watch *RidgeKids Preschool Online* November 29th



TALK ABOUT IT: 10 POINTS

Review the story:

In our Bible story we learned that we can praise God for everything because He makes everything good. We can thank God for our food, our family, and all the good things in our lives. We can praise him with our words and with music.

- Who can praise God?
(Me.)
- Who is good?
(God is good!)
- What can you thank God for?



MEMORIZE IT: 10 POINTS

Practice the memory verse by making up a silly song and dance!

You can sing to the tune of a familiar song or just make up your own melody. Raise your hands and wiggle around! Sing your memory verse to the Lord!

“Give thanks to the Lord for he is good.”

Psalm 107:1





HAVE FUN WITH IT: 10 POINTS

Gather a craft stick, pipe cleaner, and craft bells. (NOTE: Make sure the bells are large enough to not be a choking hazard.) Slide the bells onto the pipe cleaner. Wrap the pipe cleaner around the craft stick. Then, shake away for a praise party! God made us, and He loves us. We can praise God, because God is good!

How can you praise God?



COLOR IT: 10 POINTS



Thank You
God!

